



**UNIVERSITY OF MYSORE**  
**YUVARAJA'S COLLEGE (AUTONOMOUS)**  
**(A constituent Autonomous college of the University of Mysore)**  
**Re-Accredited A Grade by NAAC with CGPA of 3.34 and**  
**College with Potential for Excellence**  
**Mysore-570 005**



**Feedback Analysis Report 2020-2021**

**Importance of Student Feedback:**

The College aims to offer the best possible environment and learning experience to encourage students to perform to their full potential. Feedback from students allows the College to evaluate how its service provision is viewed by its most important group of stakeholders, namely its students. Besides providing students with an opportunity to comment on the quality of the teaching and learning environment at the College, feedback ensures that lecturers and Boards of Studies are made aware of problems perceived or encountered by students, and provides an opportunity for the conduct of self-evaluation and revision, where necessary.

**How is Student Feedback Obtained?**

During their stay in the college, students are asked to provide feedback both with regard to the individual study-units they are following, about the course, about the facilities available in the college and also with regard to their experience at the College once they have completed the entire program of study.

**1. Feedback about the course:**

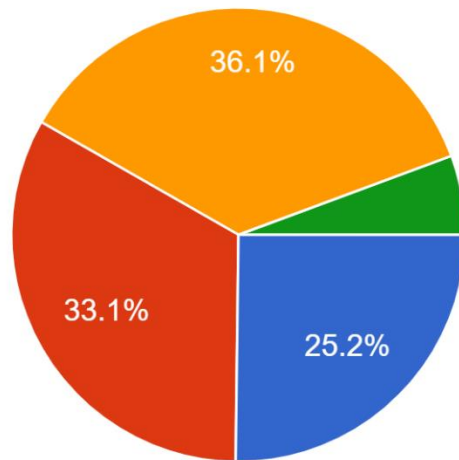
The academic excellence of the college which is found to be dependent on a number of parameters including

- Standard of the Syllabus
- Teachers Fulfilment to students aspirations
- Lab Facility
- Equipment in the lab and
- Teacher involvement in lab/class

was evaluated. The following graph exhibits the assessment made by the students of the college about the course.

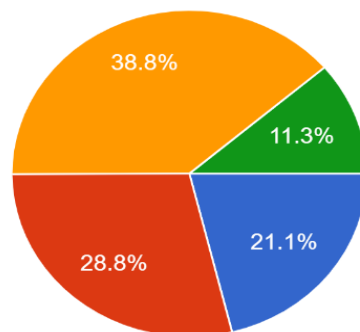
## 1. Standard of syllabus

1,893 responses



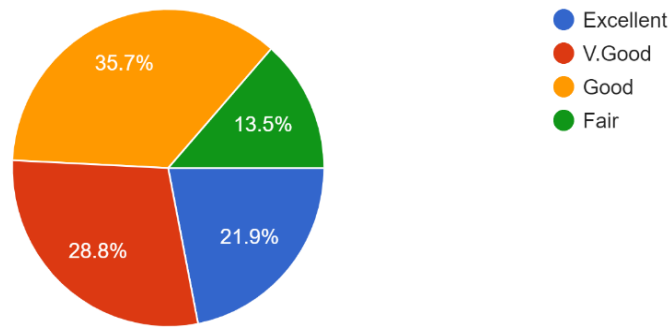
## 2. Teacher fulfilment to student aspirations

1,893 responses



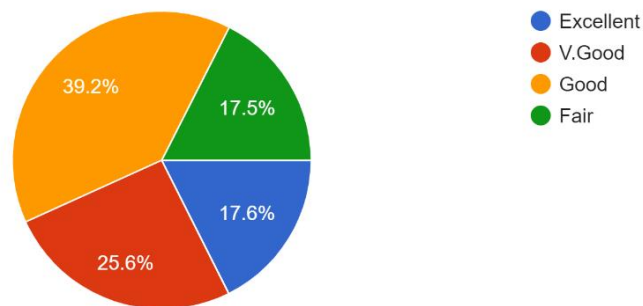
### 3.Lab facility

1,893 responses



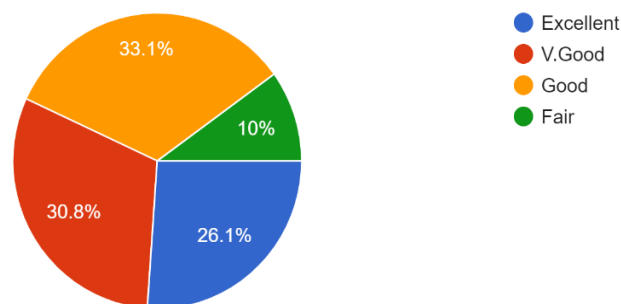
### 4.Equiments in the lab

1,893 responses



### 5.Teacher involvement in lab/class

1,893 responses



Through the graph depicted we can see that standard of the syllabus is very good, followed by Teachers involvement to students aspiration, The College is working on improving the lab facility and purchasing the new equipment to the labs. The college has constructed additional 4 classrooms from RUSA 2.0 grant. Lab facilities are upgraded from the CPE fund.

## 2. Feedback about the college:

Feedback from the students was obtained on the following facilities being offered by the college.

About course / curriculum

Fairness and transparency in Admission process

Orientation provided to fresher's admitted

Guidance and counselling provided by the employment/placement cell

Library facility

Playground / Sports facility

Cultural/ NSS/NCC activity

Reading room/ Rest room facility

Computer facility

Canteen facility

Disbursal of scholarships

Availability of Principal / Administrative officer for students in College.

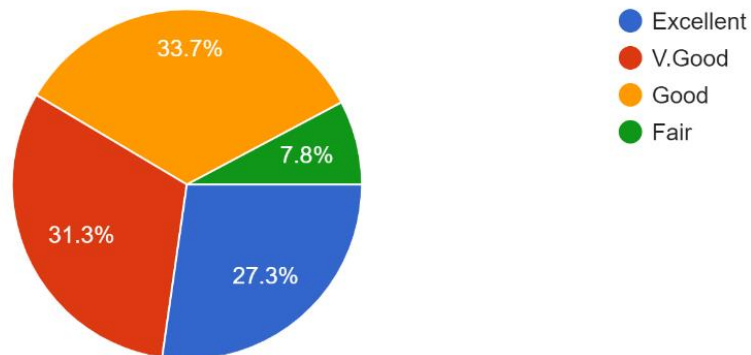
Ministerial staff availability

Overall rating of the college

The following graph explains the opinion on the facilities being offered by the college

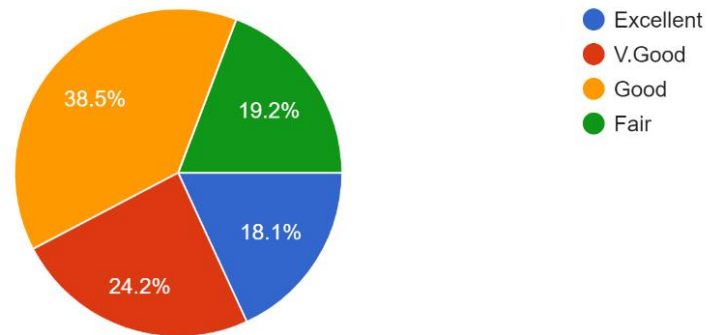
### 1.About Course/curriculum

1,893 responses



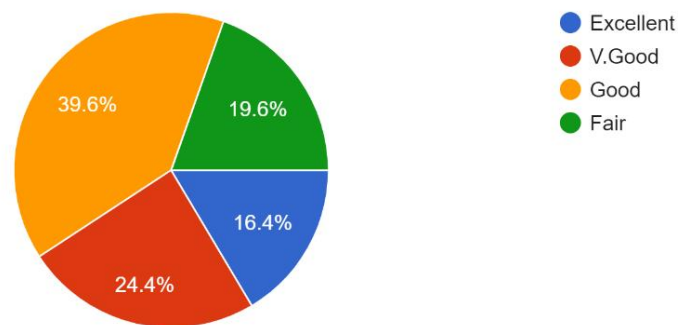
## 2.Fairness and transparency in Admission process

1,893 responses



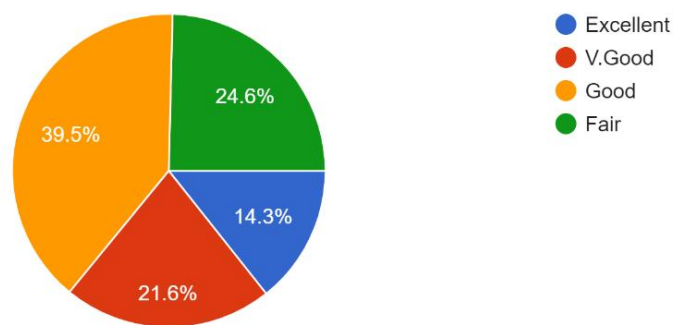
## 3.Orientation provided to fresher's admitted

1,893 responses



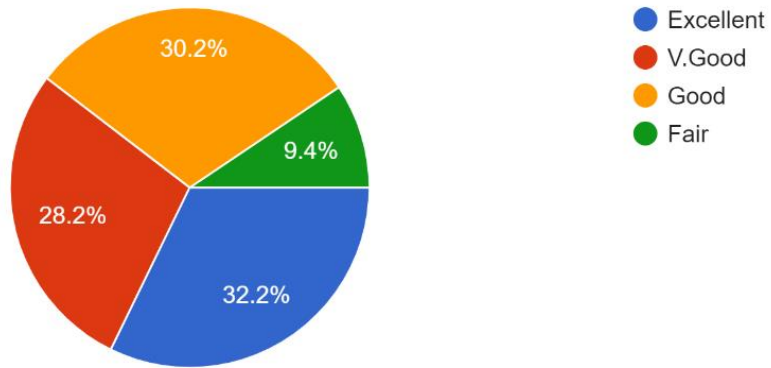
## 4.Guidance and counseling provided by the employment/placement cell

1,893 responses



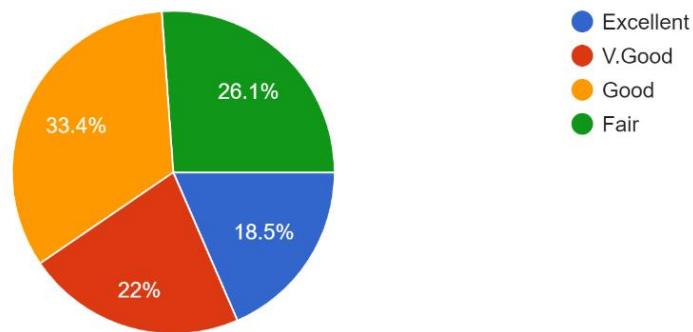
### 5. Library facility

1,893 responses



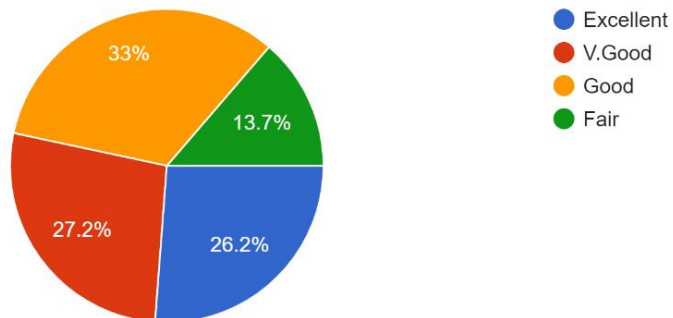
### 6. Playground /Sports facility

1,893 responses



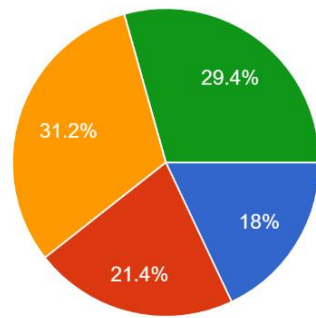
### 7. Cultural /NSS/NCC activity

1,893 responses



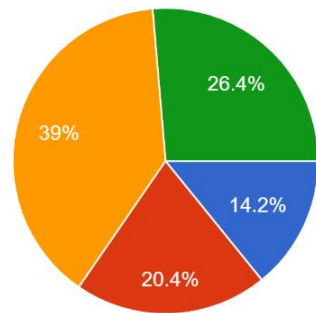
### 8. Reading room /Rest room facility

1,893 responses



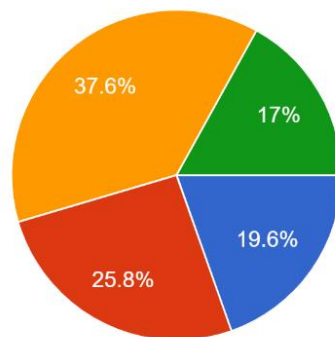
### 9. Computer facility

1,893 responses



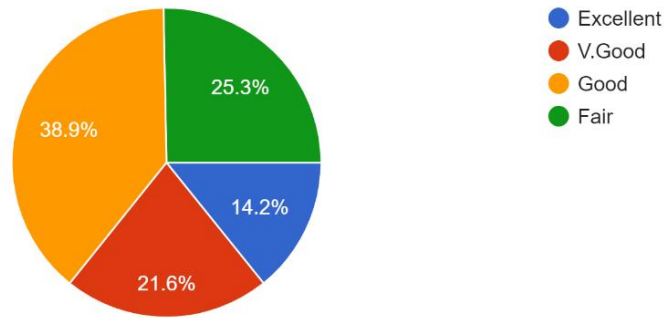
### 10. Canteen facility

1,893 responses



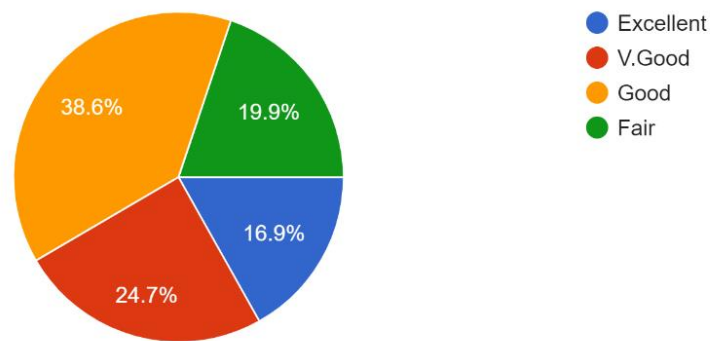
### 11. Disbursal of scholarship

1,893 responses



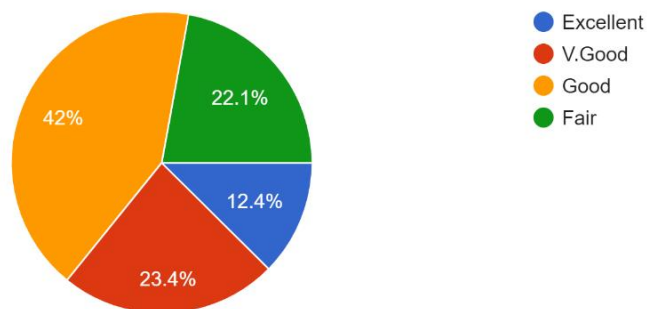
### 12. Availability of principal / Administrative office for student for student in college

1,893 responses



### 13. Ministerial staff availability

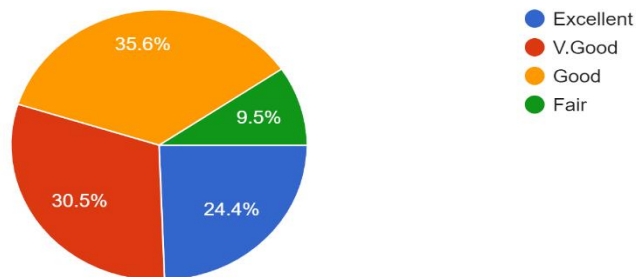
1,893 responses





14.Overall rating of the college

1,893 responses



Students have expressed lab facilities are excellent. Expressed very good about course / curriculum and Fairness and transparency in Admission process. Students expressed good about other facilities available in the college. The college council discussed the issues and measures are taken to improve the facilities from the coming academic year

**3. Students feedback on teachers:**

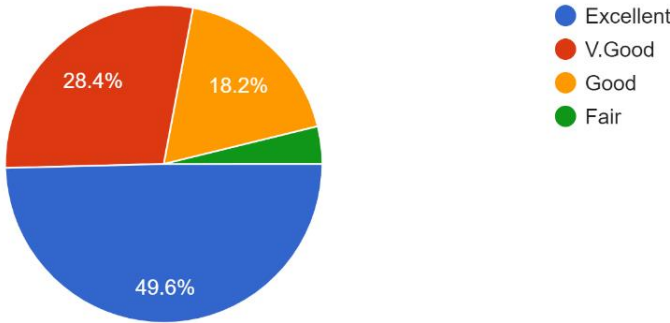
**The students feedback on teachers was obtained on the following parameters.**

Sl. No	Question
1.	Preparation for class
2.	Punctuality to the offline Class
3.	Support given by the teacher during Covid-19 lockdown
4.	Effectiveness of online classes
5.	Interaction in online classes
6.	ICT tools used
7.	Planning and completion of the syllabus on time
8.	Clarity in Presentation ( concept, ideas, explanation etc.,)
9.	Use of support materials (Blackboard, Chart or Power point, ICT tools etc.)
10.	Communication / presentation skill
11.	Encouragement to students for interaction
12.	Ability to clarify doubts in the class
13.	Providing the summary at the end of the class
14.	Treating all students equally / without prejudice
15.	Study materials provided by the teacher
16.	Assessment graded fairly

<b>17.</b>	Methodology or criteria adopted by teachers for assessment of students
<b>18.</b>	Availability or accessibility of teachers beyond the class hours
<b>19.</b>	Possibility of acceptance of the teacher as a role model
<b>20.</b>	Overall assessment of the teacher
<b>21.</b>	Do you believe that the present course will make you employable

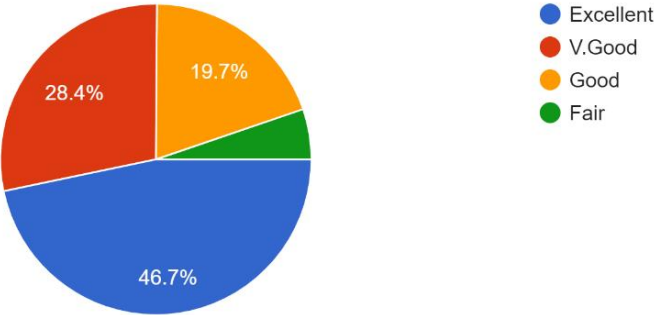
1.Preparation for class

2,849 responses



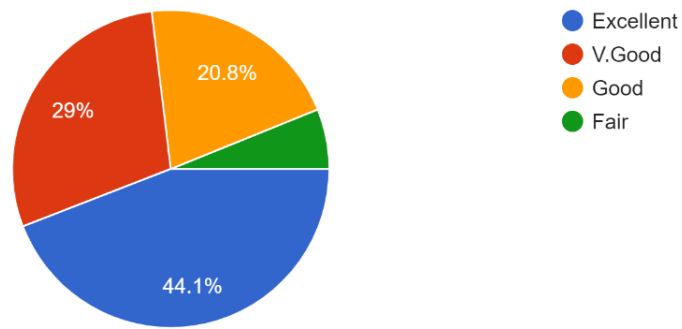
2.Punctuality to the offline Class

2,849 responses



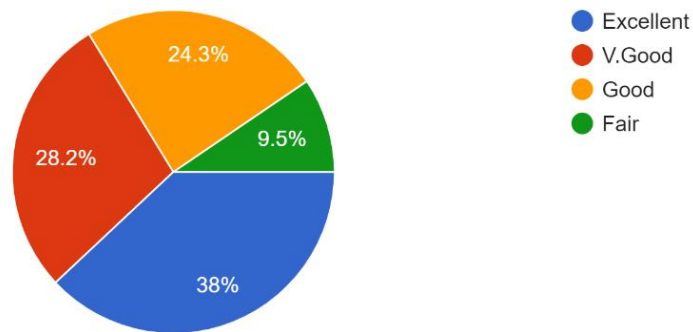
### 3.Support given by the teacher during Covid-19 lockdown

2,849 responses



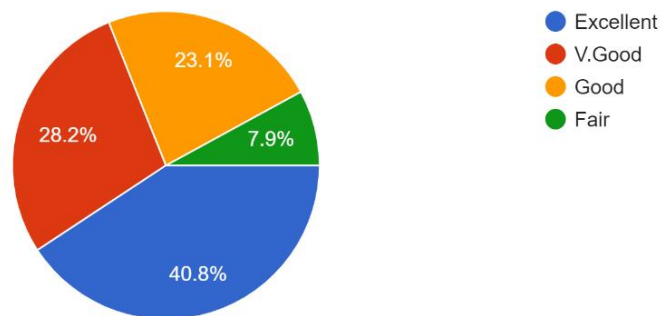
### 4.Effectiveness of online classes

2,849 responses



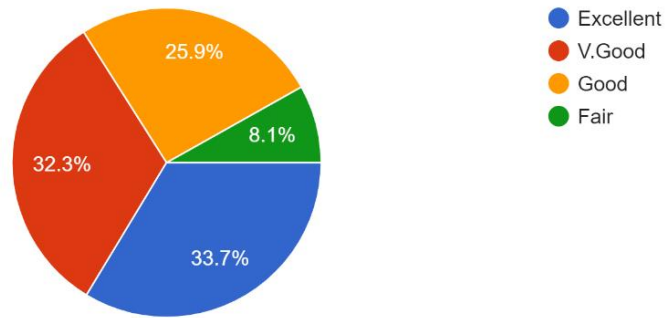
### 5.Interaction in online classes

2,849 responses



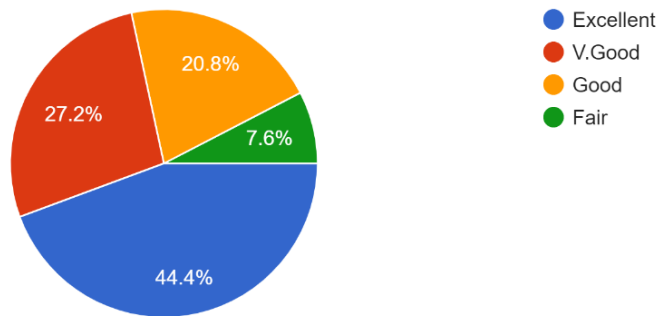
## 6. ICT tools used

2,849 responses



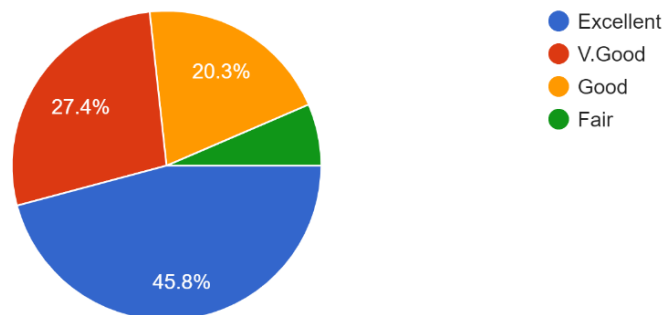
## 7. Planning and completion of the syllabus on time

2,849 responses



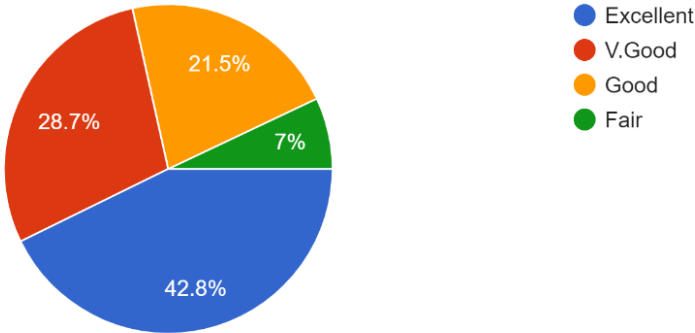
## 8. Clarity in Presentation ( concept, ideas, explanation etc.,)

2,849 responses



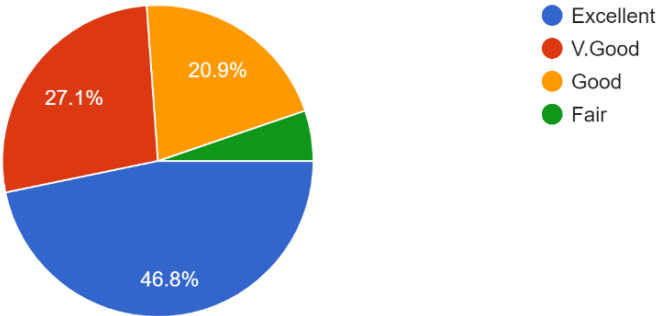
9. Use of support materials (Blackboard, Chart or Power point, ICT tools etc.)

2,849 responses



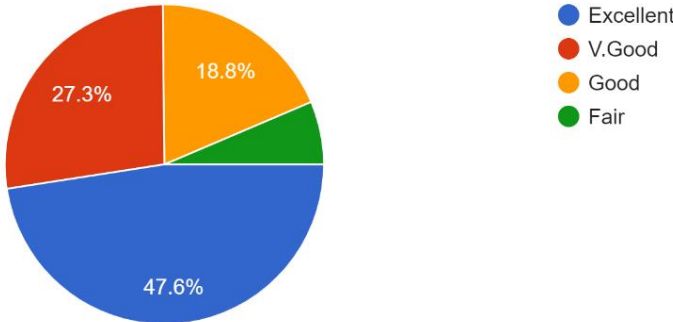
10. Communication / presentation skill

2,849 responses



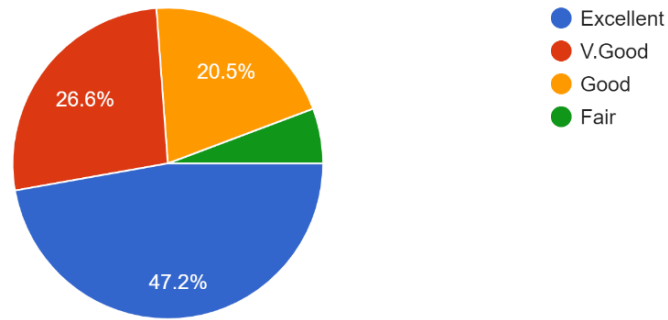
11. Encouragement to students for interaction

2,849 responses



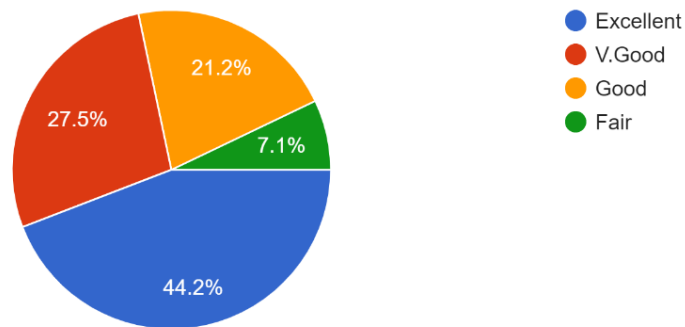
### 12.Ability to clarify doubts in the class

2,849 responses



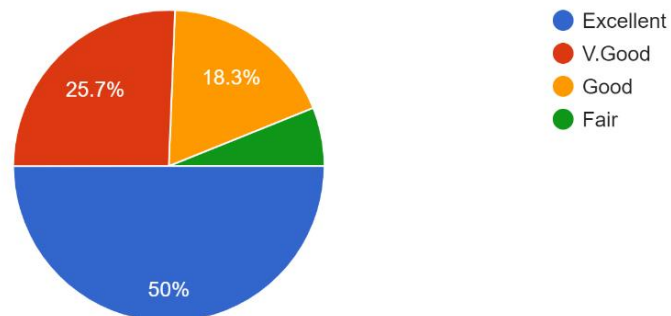
### 13.Providing the summary at the end of the class

2,849 responses



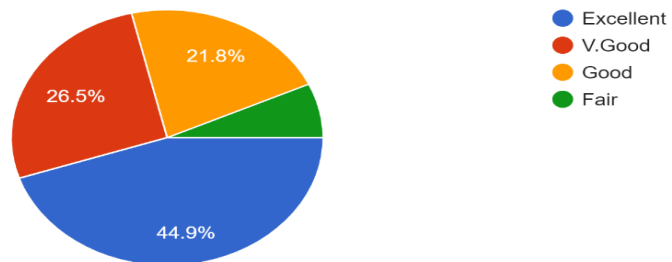
### 14.Treating all students equally / without prejudice

2,849 responses



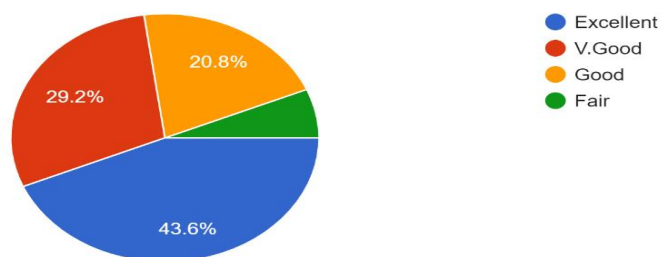
### 15. Study materials provided by the teacher

2,849 responses



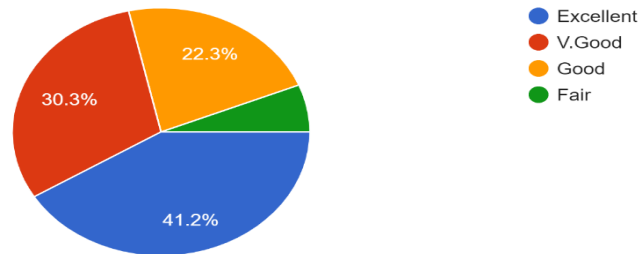
### 16. Assessment graded fairly

2,849 responses



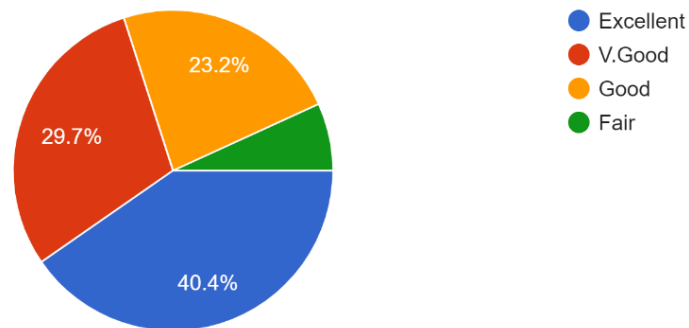
17.Methodology or criteria adopted by teachers for assessment of students

2,849 responses



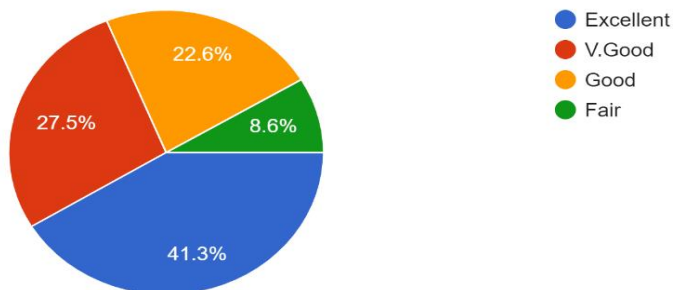
18.Availability or accessibility of teachers beyond the class hours

2,849 responses



19.Possibility of acceptance of the teacher as a role model

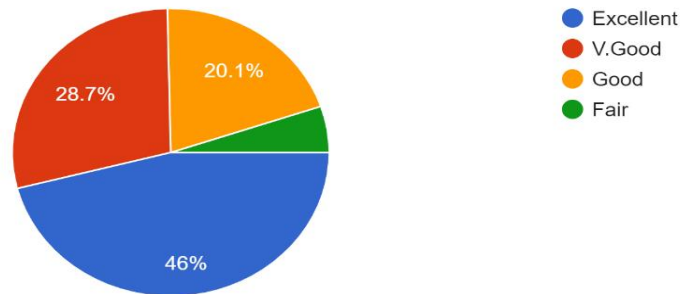
2,849 responses





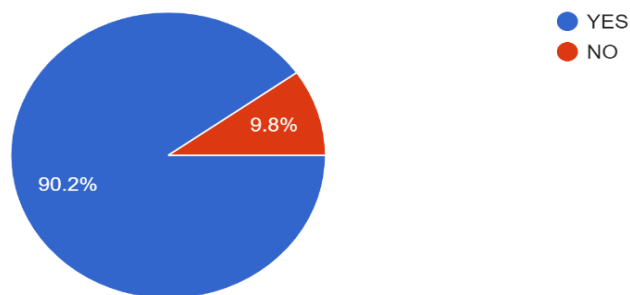
## 20.Overall assessment of the teacher

2,849 responses



## Do you believe that the present course will make you employable

2,849 responses



Majority of the Students expressed excellent about all the parameters assessed on teachers. Preparation for class(50 percent), excellently about punctuality of the teachers to the offline classes (47 percent), Excellent about support given by the teachers during covid 19 lockdown(44 percent), excellent about effectiveness of online classes(38 percent), interaction in online classes(41 percent), ICT tools used (34 percent), Planning and completion of the syllabus on time (45 percent), Clarity in presentation(46 percent),Use of support materials(43 percent), Communication (47 percent), Engagement to students to interaction(48 percent), Ability to clarify doubts in the class(47 percent), Providing summary at the end of the class(44 percent), Treating all students equally with out any prejudice(50), study materials provided by the teacher(45 percent), assessment graded fairly (44 percent), methodology or criteria adopted by teachers fro assessment of students (41 percent), Availability or accessibility of teachers beyond the class hours(40 percent),Possibility of acceptance of the teacher as a role model(41 percent), overall assessment of the teacher (46 percent). 90.2 percent of the students expressed that the present course will make the students employable.

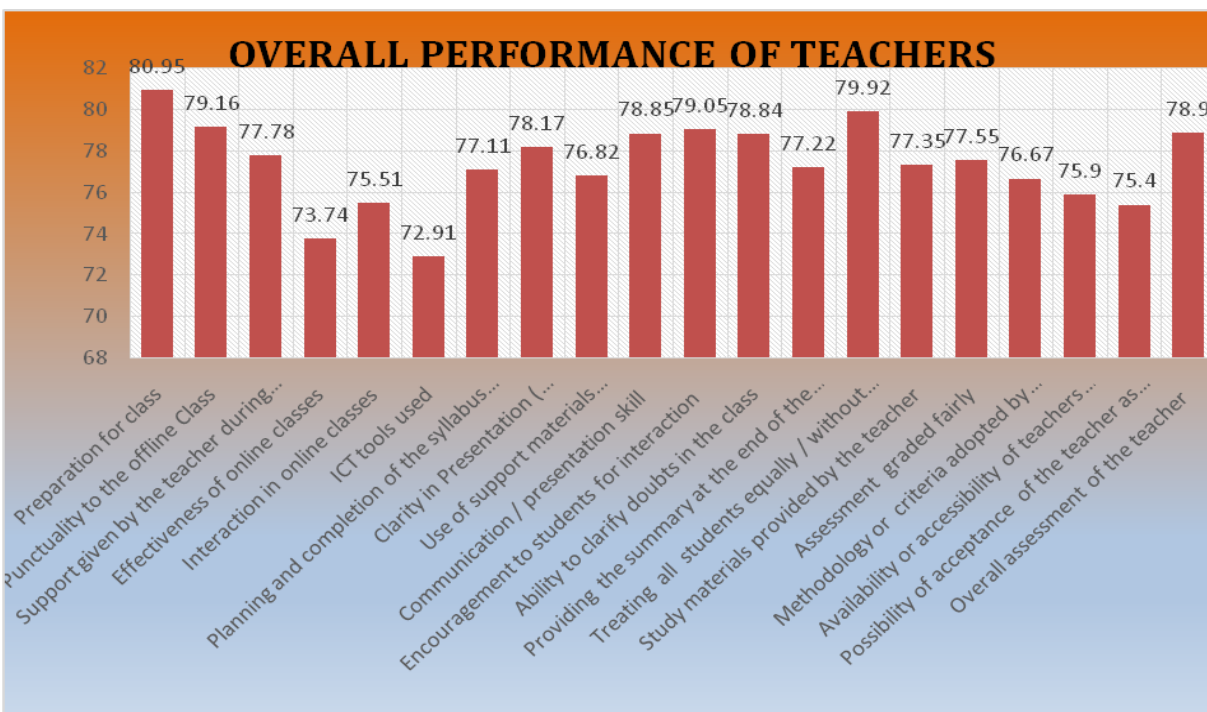
### Department wise Analysis of Teachers.

The overall rating of the college against 19 parameters (mentioned below) is - 78.90% where in all the 19 questions and its ratings are given below.

Sl. No	Question	Percentage Rating
1.	Preparation for class	80.95
2.	Punctuality to the offline Class	79.16
3.	Support given by the teacher during Covid-19 lockdown	77.78
4.	Effectiveness of online classes	73.74
5.	Interaction in online classes	75.51
6.	ICT tools used	72.91
7.	Planning and completion of the syllabus on time	77.11
8.	Clarity in Presentation ( concept, ideas, explanation etc.,)	78.17
9.	Use of support materials (Blackboard, Chart or Power point, ICT tools etc.)	76.82
10.	Communication / presentation skill	78.85
11.	Encouragement to students for interaction	79.05
12.	Ability to clarify doubts in the class	78.84
13.	Providing the summary at the end of the class	77.22
14.	Treating all students equally / without prejudice	79.92
15.	Study materials provided by the teacher	77.35
16.	Assessment graded fairly	77.55
17.	Methodology or criteria adopted by teachers for assessment of students	76.67
18.	Availability or accessibility of teachers beyond the class hours	75.90
19.	Possibility of acceptance of the teacher as a role model	75.40
20.	Overall assessment of the teacher	78.90

Following Bar diagram explains the overall performance of the teachers on different parameters assessed.

### Bar diagram for overall performance



#### Highly rated parameters

Preparation for class	80.95
Treating all students equally / without prejudice	79.92
Punctuality to the offline Class	79.16

#### Least rated parameters

Possibility of acceptance of the teacher as a role model	75.4
Effectiveness of online classes	73.74
ICT tools used	72.91

#### About the departments:

<b>Highly rated departments:</b>	
<b>Department of Hindi</b>	89.25 %
<b>Department of Geology</b>	85.43 %
<b>Department of Environmental Science</b>	85.00 %
<b>Department of English</b>	81.61 %
<b>Department of Molecular Biology</b>	81.21 %
Department wise Overall performance:	
<b>1. <u>Department of Biochemistry</u></b>	
Overall performance of the Department	71.09 %

<b>Highly rated parameters:</b>	
Treating all students equally / without prejudice	81.25 %
Communication / presentation skill	78.13 %
<b>Least rated parameters:</b>	
Availability or accessibility of teachers beyond the class hours	63.28 %
ICT tools used	64.06 %
<b><u>2. Department of Biotechnology</u></b>	
Overall performance of the Department	59.53 %
<b>Highly rated parameters:</b>	
Study materials provided by the teacher	64.06 %
Clarity in Presentation (concept, ideas, explanation etc.,)	63.28 %
<b>Least rated parameters:</b>	
Possibility of acceptance of the teacher as a role model	50.78 %
ICT tools used	53.91 %
<b><u>3. Department of Botany</u></b>	
Overall performance of then Department	87.20 %
<b>Highly rated parameters:</b>	
Ability to clarify doubts in the class	90.24 %
Preparation for class	89.84 %
<b>Least rated parameters:</b>	
ICT tools used	82.07 %
Effectiveness of online classes	84.56 %
<b><u>4. Department of Chemistry</u></b>	
Overall performance of then Department	76.47 %
<b>Highly rated parameters:</b>	
Treating all students equally / without prejudice	79.13 %
Preparation for class	79.13 %
<b>Least rated parameters:</b>	
ICT tools used	71.65 %
Effectiveness of online classes	73.33 %
<b><u>5. Department of Computer Science</u></b>	
Overall performance of then Department	78.16 %
<b>Highly rated parameters:</b>	
Treating all students equally / without prejudice	82.45 %

Preparation for class	80.85 %
<b>Least rated parameters:</b>	
ICT tools used	72.61 %
Interaction in online classes	73.67 %
<b><u>6. Department of Electronics</u></b>	
Overall performance of the Department	67.60 %
<b>Highly rated parameters:</b>	
Punctuality to the offline Class	75.00 %
Ability to clarify doubts in the class	71.50 %
<b>Least rated parameters:</b>	
Effectiveness of online classes	62.50 %
ICT tools used	63.50 %
<b><u>7. Department of English</u></b>	
Overall performance of then Department	81.61 %
<b>Highly rated parameters:</b>	
Overall assessment of the teacher	85.76 %
Treating all students equally / without prejudice	85.17 %
<b>Least rated parameters:</b>	
ICT tools used	73.84 %
Availability or accessibility of teachers beyond the class hours	75.29 %
<b><u>8. Department of Environmental Science</u></b>	
Overall performance of then Department	85.00 %
<b>Highly rated parameters</b>	
Treating all students equally / without prejudice	90.00 %
Support given by the teacher during Covid-19 lockdown	89.00 %
<b>Least rated parameters</b>	
ICT tools used	79.00 %
Effectiveness of online classes	81.00 %
<b><u>9. Department of Food Science &amp; Nutrition</u></b>	
Overall performance of then Department	79.34 %

<b>Highly rated parameters:</b>	
Support given by the teacher during Covid-19 lockdown	82.73 %
Treating all students equally / without prejudice	90.00 %
<b>Least rated parameters:</b>	
ICT tools used	71.36 %
Use of support materials (Blackboard, Chart or Power point, ICT tools etc.)	75.45 %
<b>10. <u>Department of Geology</u></b>	
Overall performance of then Department	85.43 %
<b>Highly rated parameters:</b>	
Preparation for class	90.41 %
Communication / presentation skill	89.73 %
<b>Least rated parameters:</b>	
ICT tools used	80.48 %
Effectiveness of online classes	80.82 %
<b>11. <u>Department of Hindi</u></b>	
Overall performance of then Department	89.25 %
<b>Highly rated parameters:</b>	
Providing the summary at the end of the class	95.00 %
Treating all students equally / without prejudice	95.00 %
<b>Least rated parameters:</b>	
Use of support materials (Blackboard, Chart or Power point, ICT tools etc.)	85.00 %
Study materials provided by the teacher	85.00 %
<b>12. <u>Department of Kannada</u></b>	
Overall performance of then Department	73.41 %
<b>Highly rated parameters:</b>	
Preparation for class	77.44 %
Encouragement to students for interaction	76.32 %
<b>Least rated parameters:</b>	
ICT tools used	66.35 %
Use of support materials (Blackboard, Chart or Power point, ICT tools etc.)	67.86 %
<b>13. <u>Department of Management Science</u></b>	

Overall performance of then Department	75.21 %
<b>Highly rated parameters:</b>	
Preparation for class	80.20 %
Punctuality to the offline Class	78.24 %
<b>Least rated parameters:</b>	
Effectiveness of online classes	70.69 %
ICT tools used	71.47 %
<b>14. <u>Department of Mathematics</u></b>	
Overall performance of then Department	77.95 %
<b>Highly rated parameters:</b>	
Preparation for class	83.27 %
Treating all students equally / without prejudice	81.25 %
<b>Least rated parameters:</b>	
ICT tools used	70.96 %
Effectiveness of online classes	73.62 %
<b>15. <u>Department of Microbiology</u></b>	
Overall performance of then Department	79.22 %
<b>Highly rated parameters:</b>	
Encouragement to students for interaction	83.38 %
Preparation for class	82.93 %
<b>Least rated parameters:</b>	
Effectiveness of online classes	75.15 %
ICT tools used	75.15 %
<b>16. <u>Department of Molecular Biology</u></b>	
Overall performance of then Department	81.21 %
<b>Highly rated parameters:</b>	
Preparation for class	84.04 %
Treating all students equally / without prejudice	83.61 %
<b>Least rated parameters:</b>	
Effectiveness of online classes	77.29 %
Possibility of acceptance of the teacher as a role model	78.49 %
<b>17. <u>Department of Physics</u></b>	
Overall performance of then Department	71.66 %

<b>Highly rated parameters:</b>	
Preparation for class	76.00 %
Treating all students equally / without prejudice	76.00 %
<b>Least rated parameters:</b>	
Effectiveness of online classes	66.41 %
ICT tools used	67.75 %
<b>18. <u>Department of Sericulture</u></b>	
Overall performance of then Department	75.30 %
<b>Highly rated parameters:</b>	
Preparation for class	77.50 %
Clarity in Presentation (concept, ideas, explanation etc.,)	77.50 %
<b>Least rated parameters:</b>	
Effectiveness of online classes	70.50 %
Interaction in online classes	72.00 %
<b>19. <u>Department of Statistics</u></b>	
Overall performance of then Department	75.33 %
<b>Highly rated parameters:</b>	
Support given by the teacher during Covid-19 lockdown	79.20 %
Preparation for class	78.98 %
<b>Least rated parameters:</b>	
Effectiveness of online classes	71.02 %
ICT tools used	71.24 %
<b>20. <u>Department of Zoology</u></b>	
Overall performance of then Department	69.84 %
<b>Highly rated parameters:</b>	
Treating all students equally / without prejudice	74.28 %
Planning and completion of the syllabus on time	73.56 %
<b>Least rated parameters:</b>	
Interaction in online classes	63.85 %
ICT tools used	65.83 %
<b>21. <u>Department of Indian Constitution</u></b>	
Overall performance of then Department	80.94 %
<b>Highly rated parameters:</b>	



Preparation for class	93.75%
Support given by the teacher during Covid-19 lockdown	93.75 %
<b>Least rated parameters:</b>	
Effectiveness of online classes	68.75 %
Availability or accessibility of teachers beyond the class hours	68.75 %

**Some suggestions we have observed from the student community are:**

- Improvement in basic needs.
- Strong Alumni Association.
- Need to provide more practical knowledge in field works.
- Improvement of Campus selection drive will help to get job for more number of students.
- Give project and dissertation to students.
- Need to implement practical learning... Not every teacher is doing it. Need to improve conceptually rather than for the sake of examination.
- Needed much more attention to fine arts programmes.
- Nothing much.
- Maintenance of Drinking Water Facility is not good.

**Implementation:**

- Improvement in basic needs- toilets are constructed and using 56 numbers (Female=33 & Male= 23) fund from University of Mysore, Mysore.
- Strong Alumni Association- working on it.
- Need to provide more practical knowledge in field works- the following departments are taking students to field and industrial visits and giving hands on training experience in the relevant field. Geology department, Molecular biology department, Environmental Science department, Botany department and Management Science department.
- Improvement of Campus selection drive will help to get job for more number of students- Placement cell is working on this
- Give project and dissertation to students- Following department adopted project / dissertation in their curriculum. Geology department, Molecular biology department, Environmental Science department, Botany department and Management Science department, Computer Science department, Chemistry department , Food Science and Nutrition department .
- Needed much more attention to fine arts programmes- The college had the Jnanavahini committee which takes re of the following issues. At the beginning of the odd semester the

college organises talent search which helps to identify the talents of students. These students are identified in their field and given extra training and encouraged to participate in national/international level competitions.

- Maintenance of Drinking Water Facility is not good - Capacity unite with the help of corporation is installed as per students needs.

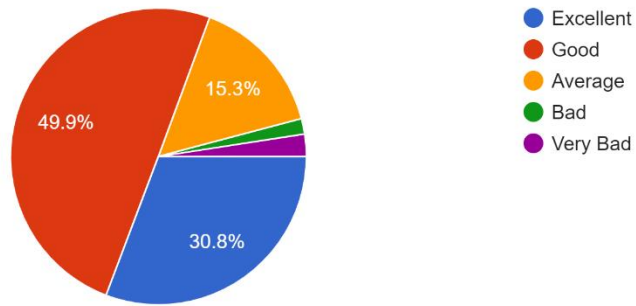
3. **Feedback Received from Alumni:** This questionnaire is designed to make a survey of the institutional feedback. The questionnaire designed with 22 parameters are as follows.

Sl. No	Parameters
1	Relevance of the course and syllabus to your current job
2	Infrastructure
3	Laboratory
4	Faculty
5	Library
6	Sports Facility
7	Co curricular Activities
8	Canteen
9	Administrative (Office) staff
10	Hostel Facilities
11	Admission Procedure
12	Fee Structure
13	Campus Environment
14	Basic needs (drinking water, rest room)
15	Health Centre Facility
16	Job and Placement Opportunity
17	Opportunity / Guidance for higher studies
18	Adequate knowledge gained during course
19	Faculty members cooperation for academic support and overall development?
20	Student teacher relationship
21	Overall performance of the College
22	Suggestions for development

The response of this feedback form consists of five options – Excellent, Good, Average, Bad , Very Bad. The alumnus may select any one option. In total 413 Alumni of the college participated in the survey. Based on their feedback, the college performed the analysis and the results obtained is shown below in the graphical form. The data is presented in percentages.

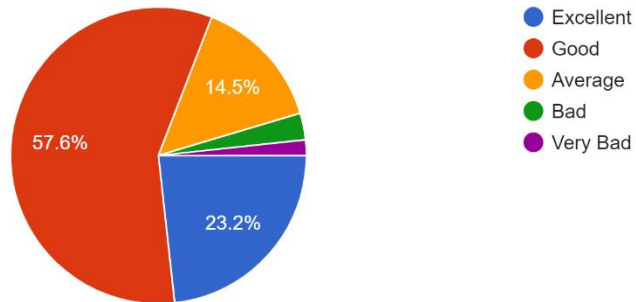
### Relevance of the course and syllabus to your current job

413 responses



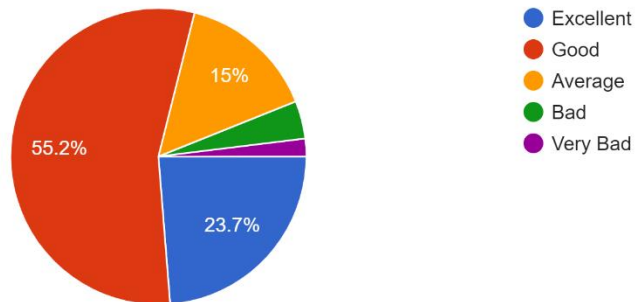
### Infrastructure

413 responses

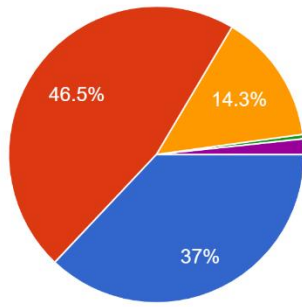


### Laboratory

413 responses

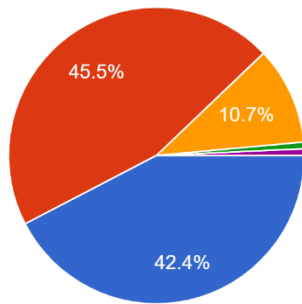


Faculty  
413 responses



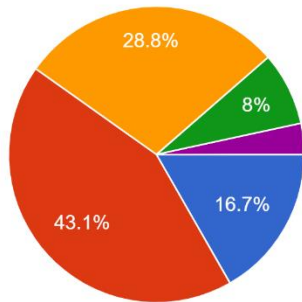
- Excellent
- Good
- Average
- Bad
- Very Bad

Library  
413 responses



- Excellent
- Good
- Average
- Bad
- Very Bad

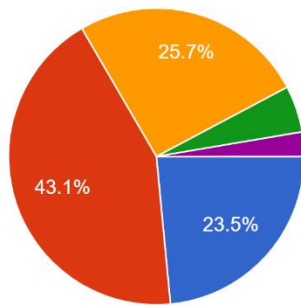
Sports Facility  
413 responses



- Excellent
- Good
- Average
- Bad
- Very Bad

### Co-curricular Activities

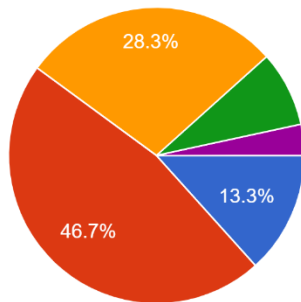
413 responses



- Excellent
- Good
- Average
- Bad
- Very Bad

### Canteen

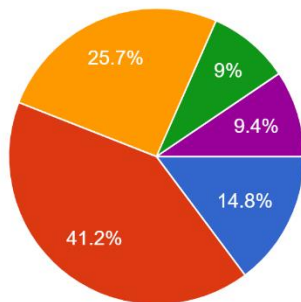
413 responses



- Excellent
- Good
- Average
- Bad
- Very Bad

### Administrative (Office) Staff

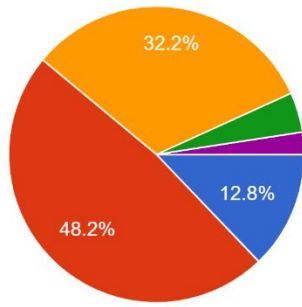
413 responses



- Excellent
- Good
- Average
- Bad
- Very Bad

### Hostel Facilities

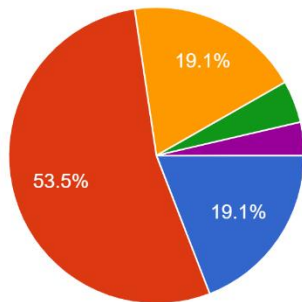
413 responses



- Excellent
- Good
- Average
- Bad
- Very Bad

### Admission Procedure

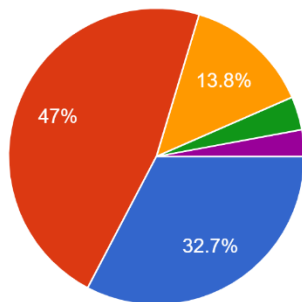
413 responses



- Excellent
- Good
- Average
- Bad
- Very Bad

### Fee Structure

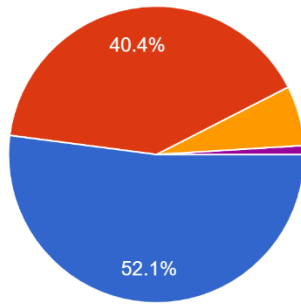
413 responses



- Excellent
- Good
- Average
- Bad
- Very Bad

### Campus Environment

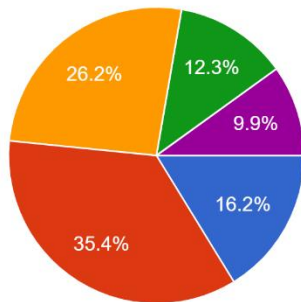
413 responses



- Excellent
- Good
- Average
- Bad
- Very Bad

### Basic Needs (Drinking Water, Rest Room)

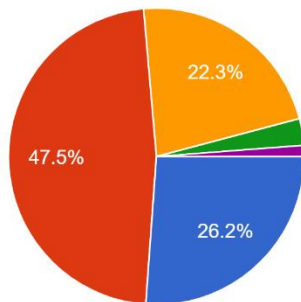
413 responses



- Excellent
- Good
- Average
- Bad
- Very Bad

### Health Centre Facility

413 responses

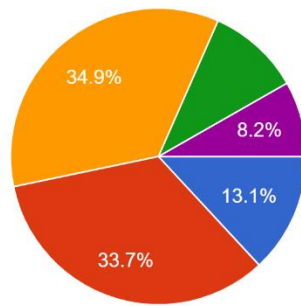


- Excellent
- Good
- Average
- Bad
- Very Bad



### Job and Placement Opportunity

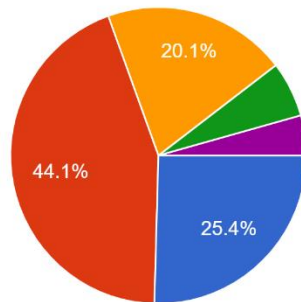
413 responses



- Excellent
- Good
- Average
- Bad
- Very Bad

### Opportunity/Guidance for Higher studies

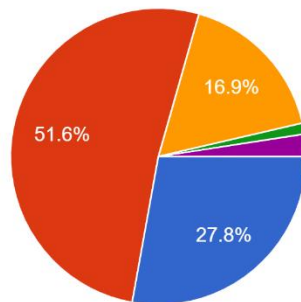
413 responses



- Excellent
- Good
- Average
- Bad
- Very Bad

### Adequate knowledge gained during course

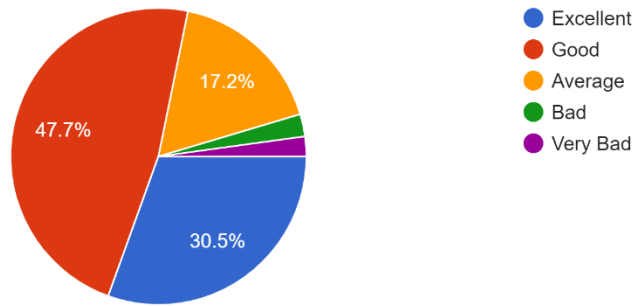
413 responses



- Excellent
- Good
- Average
- Bad
- Very Bad

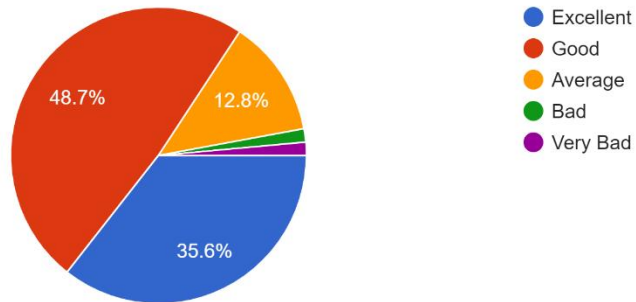
### Faculty members co-operation for academic support and overall development

413 responses



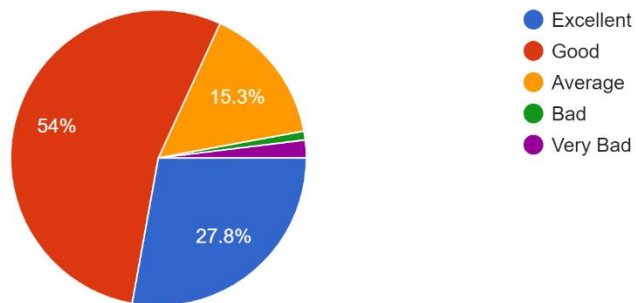
### Student teacher relationship

413 responses



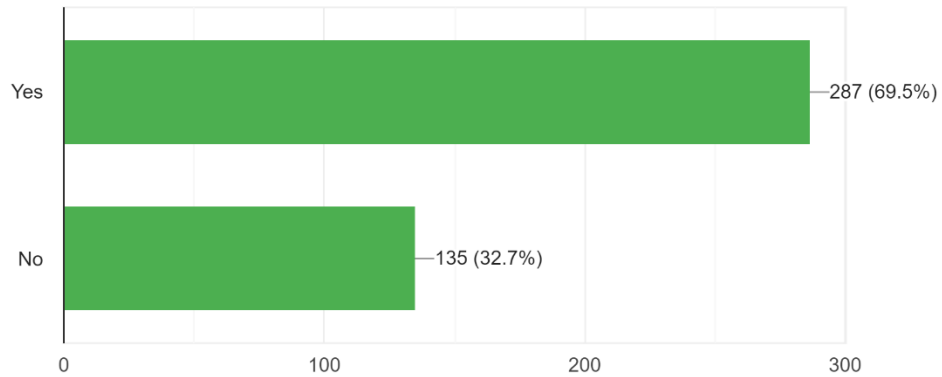
### Overall performance of the college

413 responses



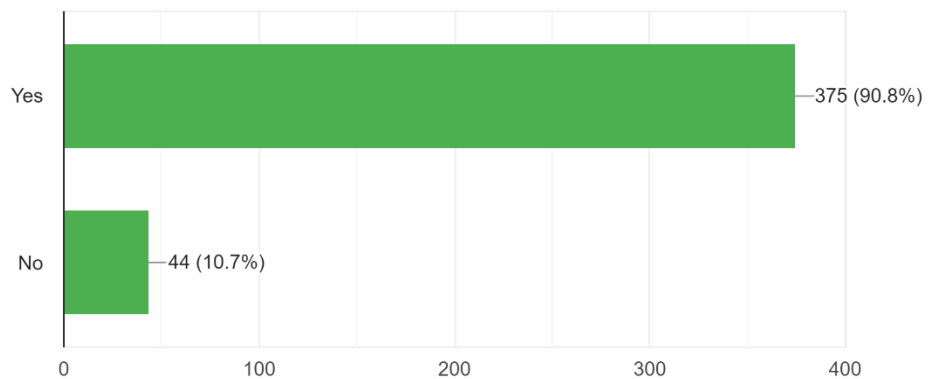
B. Are you willing to contribute to the development of the college?

413 responses



C. Will you recommend students (Your relatives or friends) to enroll at Yuvaraja's College?

413 responses



Following is the feedback we received from the Alumni:

For Relevance of the course and syllabus to your current job 50% expressed good and 31% expressed excellent

Infrastructure-58% expressed good, 23 % expressed excellent

Laboratory -56% expressed good,24% expressed excellent

Faculty - 47% expressed good,37% expressed excellent

Library - 46% expressed good,43% expressed excellent

Sports Facility - 43% expressed good,18% expressed excellent

Co curricular Activities - 43% expressed good ,24% expressed excellent

Canteen 47% expressed good ,13% expressed excellent

Administrative (Office) staff - 41% expressed good ,14% expressed excellent

Hostel Facilities - 48% expressed good, 13% expressed excellent  
 Admission Procedure - 54% expressed good, 19% expressed excellent  
 Fee Structure - 47% expressed good, 38% expressed excellent  
 Campus Environment - 53% expressed good, 40% expressed excellent  
 Basic needs (drinking water, rest room) - 35% expressed good, 16% expressed excellent  
 Health Centre Facility 48% expressed good, 26% expressed excellent  
 Job and Placement Opportunity 34% expressed good, 13% expressed excellent  
 Opportunity / Guidance for higher studies 44% expressed good, 25% expressed excellent  
 Adequate knowledge gained during course 51% expressed good, 28% expressed excellent  
 Faculty members cooperation for academic support and overall development? 48% expressed good, 31% expressed excellent  
 Student teacher relationship 49% expressed good, 36% expressed excellent  
 Overall performance of the College - 54% expressed good, 28% expressed excellent  
 70 percent of the students said yes for contributing to the development of the college  
 91 percent said yes to recommend the students to enrol in Yuvaraja's college.  
 The result is placed before the college council and measures are discussed to improve where the college is lacking and also improve the existing infrastructure.

#### 5. Feedback by teachers:

The institute is intended to collect information related to teachers' satisfaction towards the curriculum, teaching, learning, evaluation, infrastructure and administration. The information provided is used as important feedback for quality improvement of the programme of studies and the institution. Following parameters were analysed from teachers.

The Vision, philosophy & objectives of the Yuvaraja's College is known
Aims and objectives of the syllabi are well-defined and clear to the teachers and students
The course/programme of studies carries sufficient number of optional papers
Programme-outcomes of the syllabi is well-defined
Curriculum is has good academic flexibility
The course content fulfils the need of students
Need to fully review the syllabus
Students are disciplined and respect the staff members
Yuvaraja's College provides opportunities for continuous development of staff
Equal opportunities for all staff is provided
Yuvaraja's college has adequate medical facilities through University of Mysore and is

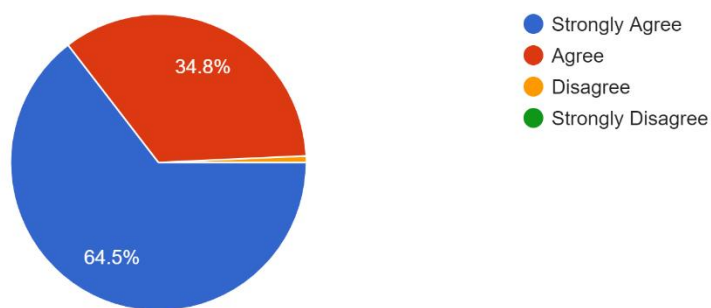
equipped to handle medical and other emergencies
Rest rooms, toilets, laboratory, playground, classrooms are clean and well-maintained
Clean drinking water is available
Laboratory requirements including equipments, chemicals and specimens are regularly provided
Computer facilities are made available for ICT based teaching to students
Good facility and encouragement to the teachers for their research
University pays attention to conservation of environment and has taken initiatives on implementing waste management practices
Authorities are approachable and accessible
There is a mechanism for feedback, review and performance enhancement for the staff
There is a recognition/ Incentive/ Appreciation of the individual work is given
Progress of the college over the years
Students are motivated by teachers in our college

There were 141 responses. The overall rating of the college against 16 parameters (mentioned below) is 87.72%. Ratings of the individual parameters are shown below.

141 responses

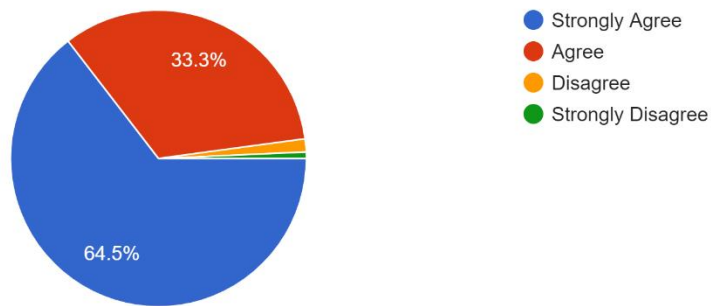
The Vision, philosophy & objectives of the Yuvaraja's College is known

141 responses



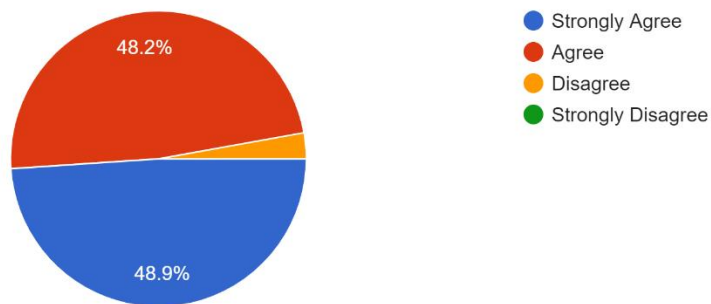
Aims and objectives of the syllabi are well-defined and clear to the teachers and students

141 responses



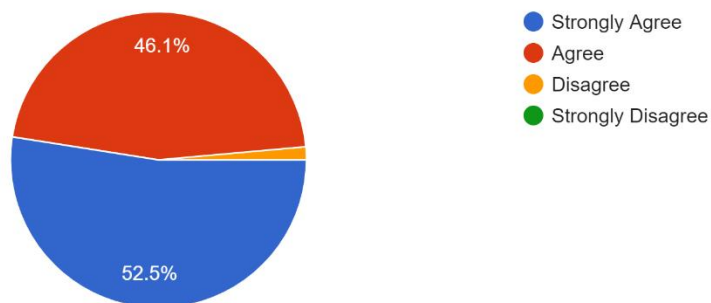
The course/programme of studies carries sufficient number of optional papers

141 responses



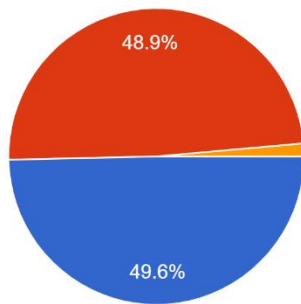
Programme-outcomes of the syllabi is well-defined

141 responses



### Curriculum is has good academic flexibility

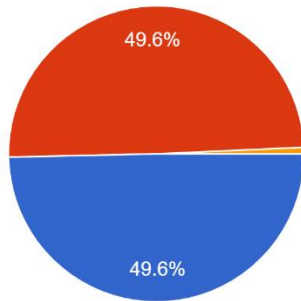
141 responses



- Strongly Agree
- Agree
- Disagree
- Strongly Disagree

### The course content fulfils the need of students

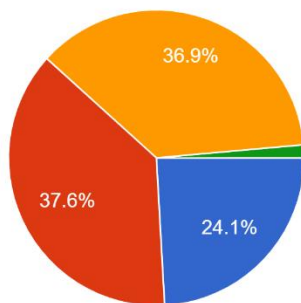
141 responses



- Strongly Agree
- Agree
- Disagree
- Strongly Disagree

### Need to fully review the syllabus

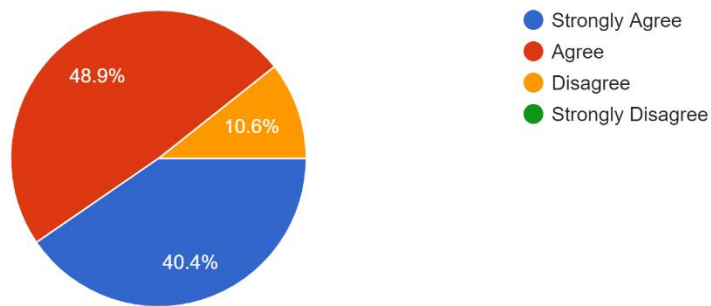
141 responses



- Strongly Agree
- Agree
- Disagree
- Strongly Disagree

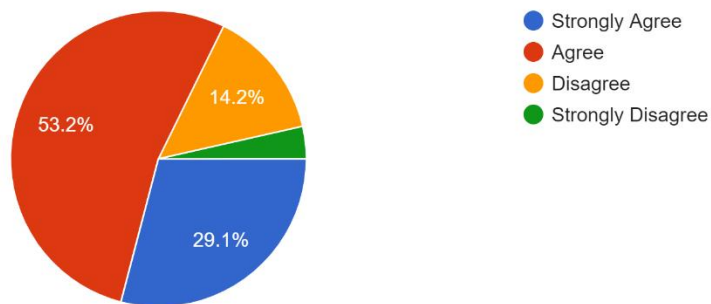
### Students are disciplined and respect the staff members

141 responses



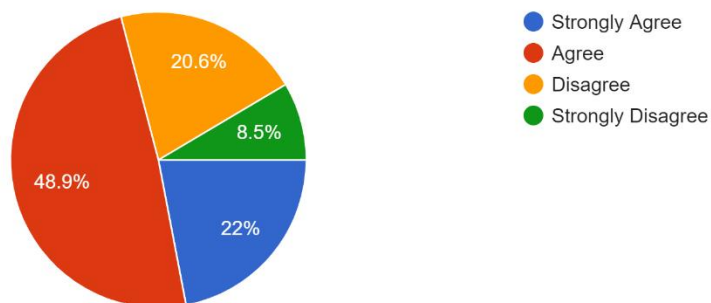
### Yuvaraja's College provides opportunities for continuous development of staff

141 responses



### Equal opportunities for all staff is provided

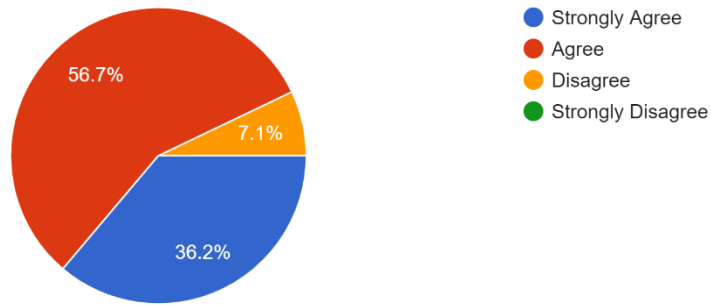
141 responses





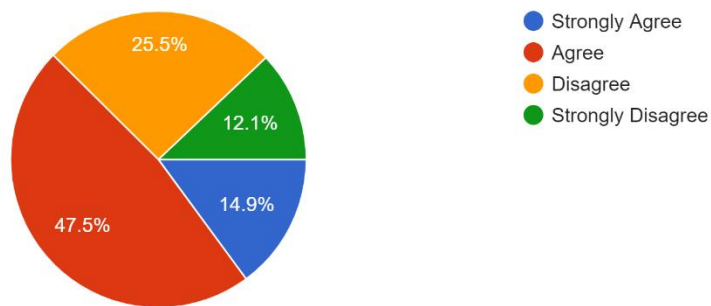
Yuvaraja's college has adequate medical facilities through University of Mysore and is equipped to handle medical and other emergencies

141 responses



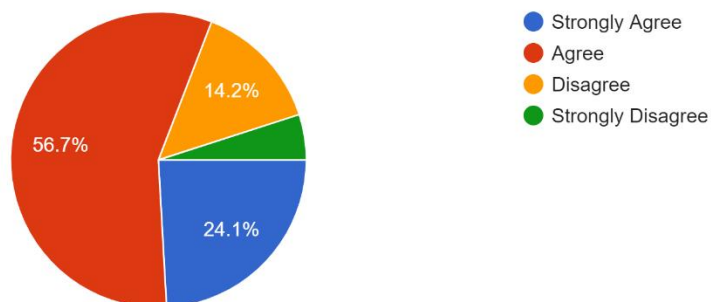
Rest rooms, toilets, laboratory, playground, classrooms are clean and well-maintained

141 responses

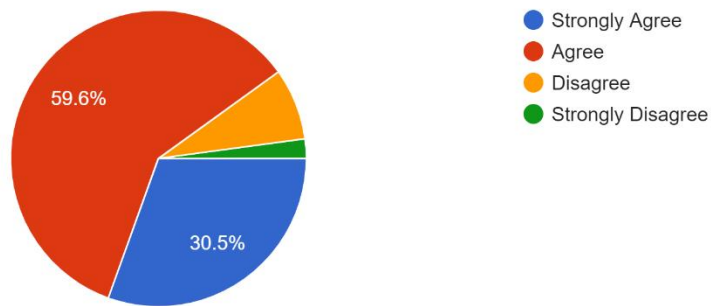


Clean drinking water is available

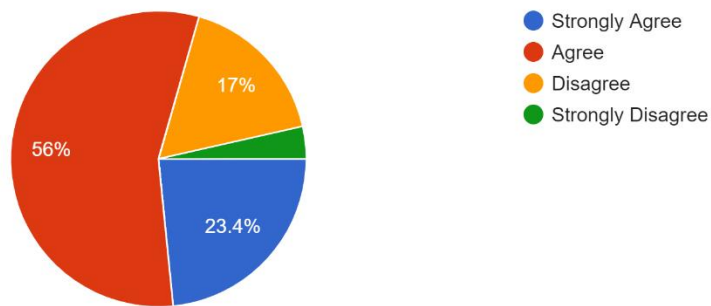
141 responses



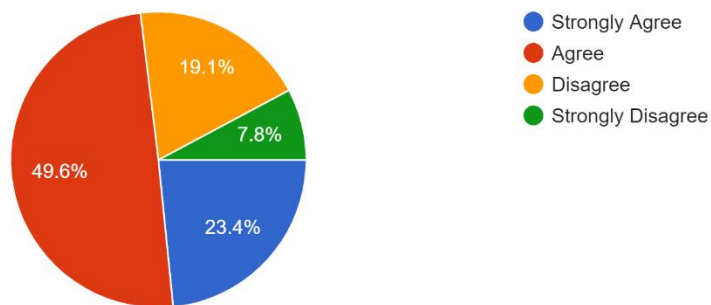
Laboratory requirements including equipment's, chemicals and specimens are regularly provided  
141 responses



Computer facilities are made available for ICT based teaching to students  
141 responses

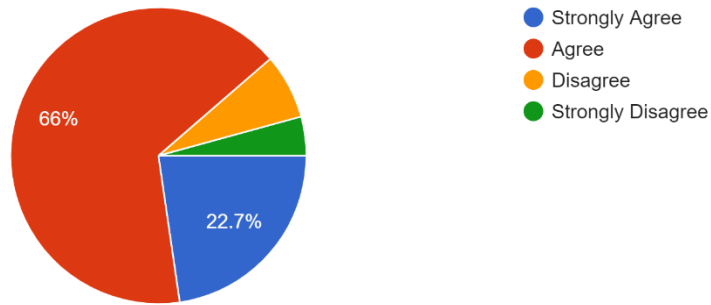


Good facility and encouragement to the teachers for their research  
141 responses



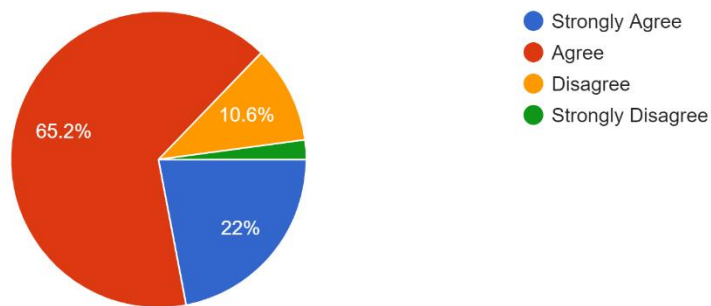
College pays attention to conservation of environment and has taken initiatives on implementing waste management practices

141 responses



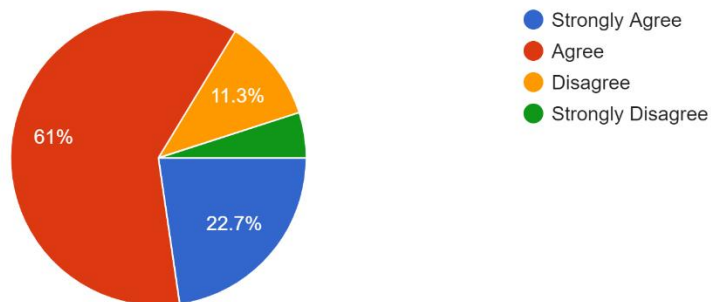
Authorities are approachable and accessible

141 responses



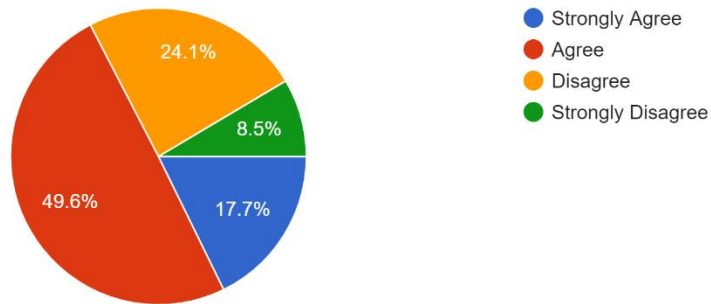
There is a mechanism for feedback, review and performance enhancement for the staff

141 responses



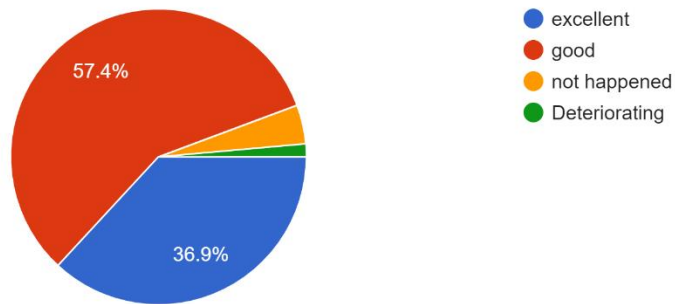
There is a recognition/ Incentive/ Appreciation of the individual work is given

141 responses



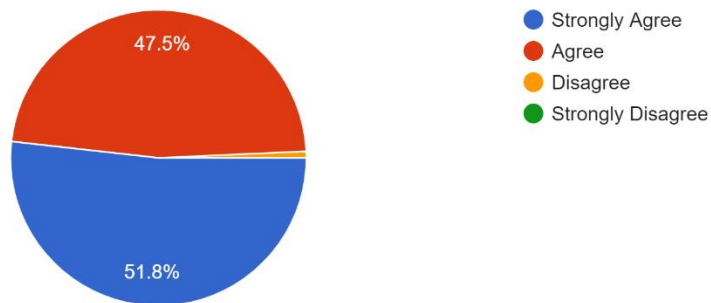
Progress of the college over the years

141 responses



Students are motivated by teachers in our college

141 responses



34.81 percent have the opinion that college environment is very good and 28.89 percent opted as Excellent. Similarly 26.67 percent have the opinion very good and 45.19 percent said good.

35.56 percent are said the faculty is good and 31.85 percent have said the faculty is very good. 45.93 percent voted for fee structure is good and 25.93 percent is opted as fair. 36.30 percent opted for good quality of support material and 31.11 percent said the quality of support material is very good. 53.33 percent said the hostel facility is good and 23.70 percent said the hostel facility is fair.

The feedback is presented to the members of the college council and suggestions are taken from the committee members in improving the facilities to be offered to the students.

**6. Conclusion:** Thus the feedback given by all the stakeholders was analysed and suitable action was taken so as to satisfy the expectations of students, parents and employers. This further helped us to improvise our curriculum and infrastructure as per the expectations of the stakeholders. Many more measures have been initiated, like the construction of a new block to facilitate more classrooms for both UG and PG sections, construction of restrooms and toilets and repair and maintenance of the existing toilets to name a few. In all, the feedback from all quarters has helped the institution to take pro-active steps to better itself, especially in those areas where it lacks the most. Nevertheless this feedback has given a major boost to the teaching fraternity in the institution to continue the good job and aim for excellence inspite of many hurdles, a major hurdle being the absence of more number of permanent teaching faculty which we are sure will be fulfilled by the University in the near future.